

# LATINAS TURNED OUT TO VOTE IN 2018 LIKE NEVER BEFORE: HERE'S WHY

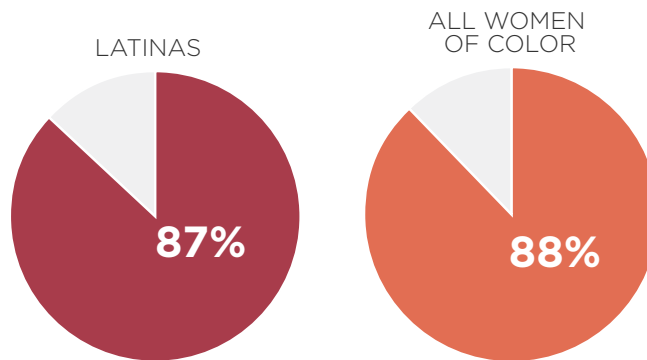
New Public Poll Shows the Power of Latina Voters and the Issues They Care Most About

Turnout of Latina voters reached historic levels in the 2018 election. In the 46 states where data is available, 4.2 million Latinas voted in 2018, up from 1.8 million in 2014, according to an analysis by TargetSmart.

Intersections of Our Lives, a collaborative of Reproductive Justice organizations representing women of color, sponsored a nationwide survey of women of color to understand what motivated them to vote and the issues they care about most.

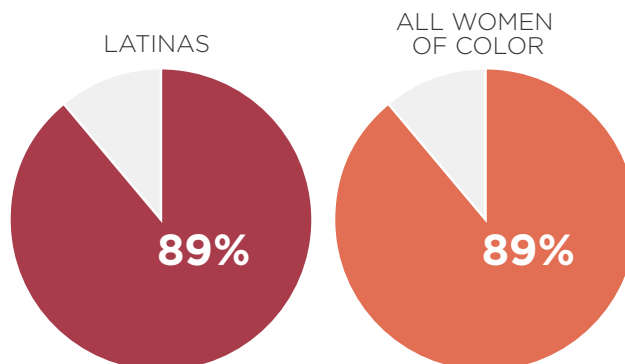
## 87 PERCENT OF LATINA VOTERS SAID THE STAKES IN THE 2018 MIDTERM ELECTION WERE **TOO HIGH NOT TO VOTE.**

Percent Who Agree



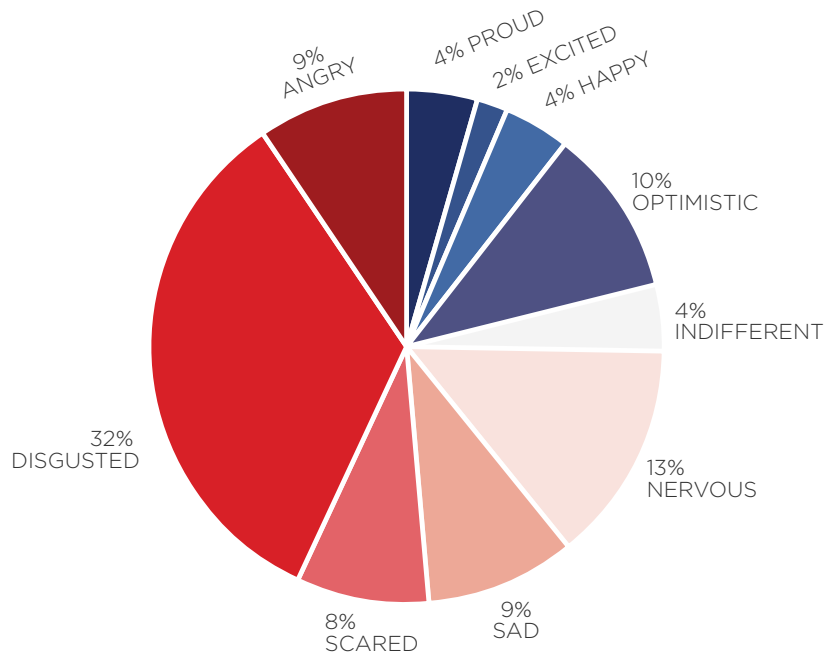
## 89 PERCENT OF LATINA VOTERS WERE COMMITTED TO HAVING THEIR **VOICES HEARD IN THE 2018 MIDTERM ELECTION.**

Percent Who Agree



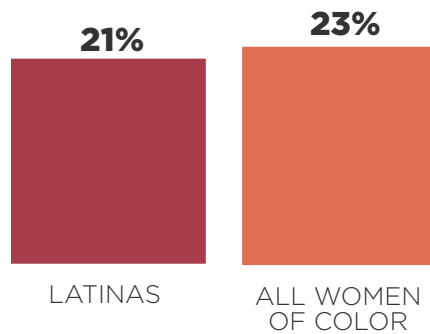
**72 PERCENT OF LATINA VOTERS EXPRESSED SERIOUS CONCERNS ABOUT THE WAY THINGS ARE GOING IN THE COUNTRY.**

**Feeling About the Direction of the Country**



**21 PERCENT OF LATINA VOTERS AREN'T CONFIDENT THEIR VOTES WERE ACCURATELY COUNTED.**

**Percent of Women Who Question Whether Their Vote Was Counted**

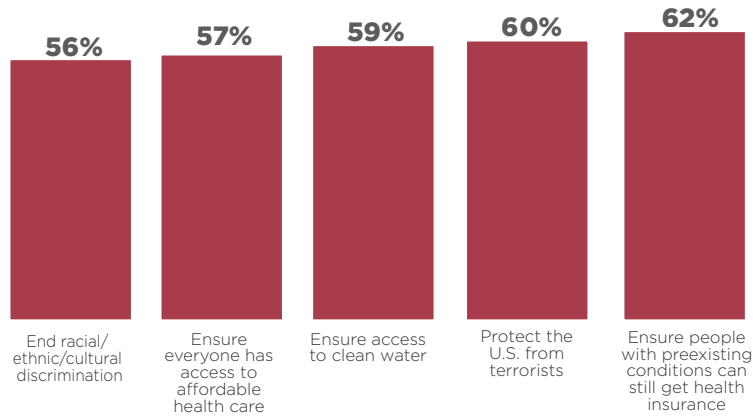


**LATINAS ARE A POWERFUL VOTING BLOC THAT POLITICIANS CAN'T AFFORD TO IGNORE.**

- In statewide and federal races, more than seven in ten Latinas supported the Democratic candidates.
- About one in four Latina voters supported Republican candidates in statewide and federal races.

## LATINA VOTERS WANT TO SEE MEMBERS OF CONGRESS ACT ON THEIR POLICY PRIORITIES.

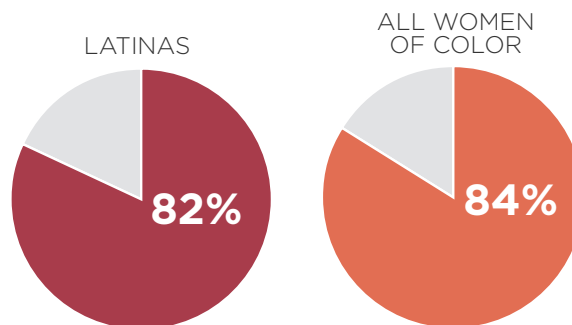
Top Five Issues for Latina Voters



## LATINA VOTERS SUPPORTED CANDIDATES WHO RESPECT THEIR AUTONOMY OVER THEIR REPRODUCTIVE HEALTH.

### Want Candidates to Respect Their Autonomy Over Their Reproductive Health

"It's extremely important to me to vote for candidates who support women making their own decisions about their reproductive health"



## FAILURE TO DELIVER ON THE ISSUES THAT LATINA VOTERS CARE ABOUT COMES WITH ELECTORAL CONSEQUENCES.

- 62 percent of Latina voters say they will be watching their elected officials in Congress more closely as compared to previous elections.
- 72 percent of Latina voters want members of Congress to work together across the aisle to get results.

## ABOUT THE INTERSECTIONS OF OUR LIVES

Since 2016, National Latina Institute for Reproductive Health (NLIRH), National Asian Pacific American Women’s Forum (NAPAWF), and In Our Own Voice: National Black Women’s Reproductive Justice Agenda (In Our Own Voice), three women-of-color led national Reproductive Justice (RJ) organizations with both federal and statewide presence, have intentionally collaborated with one another on a number of policy and issue actions.

As Reproductive Justice (RJ) organizations, we use a human rights frame that all people have the right to control our bodies, our sexuality, our gender, our work and our reproduction. Reproductive Justice will only be achieved when all people, of all immigration statuses, have the agency, economic, social, and political power and resources to define and make decisions about our bodies, health, sexuality, families, and communities in all areas of our lives with dignity and self-determination. We center the needs, perspectives and solutions of people of color.

As organizations that work using the Reproductive Justice lens, we recognize the cumulative impact of multiple forms of oppression in people’s lives. Our broad approach is driven by the intersectional lived experiences of women of color. Without an intersectional approach and a broad vision for justice and equity, policies silo and invisibilize critical aspects of our lives that must be addressed in policy change.

For more information about Intersections of Our Lives, visit: [IntersectionsofOurLives.com](https://www.intersectionsofourlives.com)

## METHODOLOGY

SKDKnickerbocker conducted a national poll of 2,663 adult women in the United States who reported voting in 2018 and who self-identify as Black or African American; of Hispanic, Latino, or Spanish-speaking background; or Asian American/Pacific Islander (AAPI) or of any ethnicity/national origin recognized in the Asian race category by the U.S. Census Bureau. As part of this effort, oversamples were conducted in Florida and Texas. The interviews were conducted between January 23 and February 14, 2019.

