

# AAPI WOMEN VOTED IN THE 2020 ELECTION LIKE NEVER BEFORE: HERE'S WHY

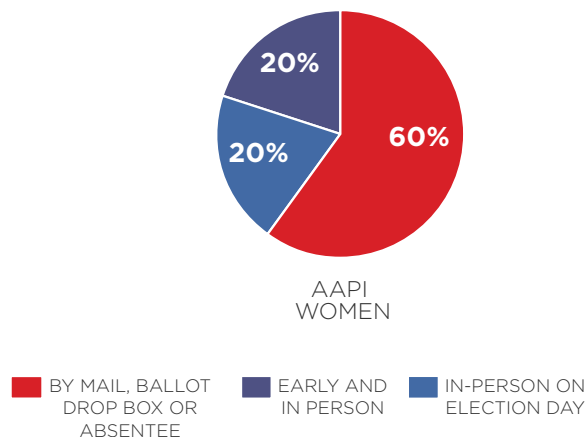
New Public Poll Shows the Power of Women of Color Voters and the Issues They Care About Most

*Intersections of Our Lives, a collaborative of Reproductive Justice organizations representing women of color, sponsored a nationwide poll to understand what motivated Black, Latina/x, Asian American and Pacific Islander (AAPI) women to vote and the issues they care about most.*

**AAPI WOMEN WERE HIGHLY MOTIVATED TO TURN OUT IN THE 2020 GENERAL ELECTION.** Over nine in 10 AAPI women who voted in 2020 reported voting for president.

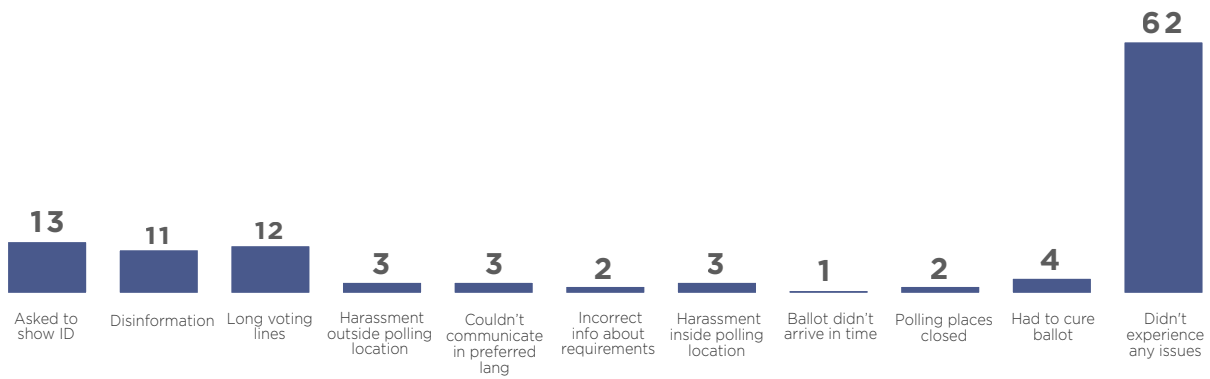
- 87% of AAPI women voters agreed that the stakes were too high in this election not to vote.
- 12% of AAPI women voters were first-time voters and nine in 10 of those new voters are committed to voting in the next election.
- Eight in 10 AAPI women voters reported voting early, either in person or by mail. 60% of AAPI women voters voted by mail, ballot drop box or absentee; 20% voted early and in person; and only 20% voted on Election Day.
- The number of AAPI reported first-time voters increased 8 points since 2018. Notably, South Asian voters and women ages 25-34 were especially mobilized to vote for the first time.

## Voting Method for AAPI Women During the 2020 Election



- 85% of AAPI women voters are confident that their vote was counted accurately — up two points since the 2018 election.
- Nearly two in five AAPI women voters faced challenges while voting — up 10 points since 2018. 13% said they were asked to show an ID at the polls, 12% faced long voting lines and 11% saw disinformation on social media.

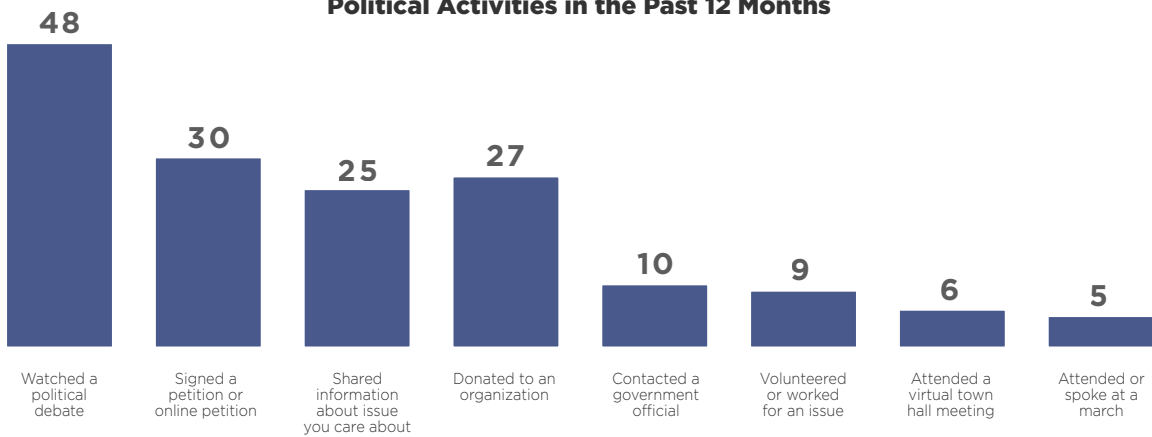
### Faced the Following While Voting



AAPI WOMEN

■ Seven in 10 AAPI women voters were engaged in political activities leading up to the 2020 elections.

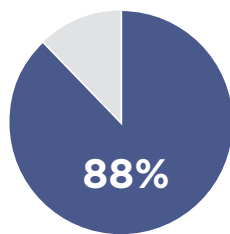
### Political Activities in the Past 12 Months



AAPI WOMEN

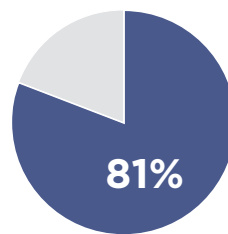
**88% OF AAPI WOMEN VOTERS WOULD LIKE TO SEE MORE WOMEN CANDIDATES RUNNING FOR OFFICE, AND 81% WOULD LIKE TO SEE MORE CANDIDATES OF COLOR RUNNING FOR OFFICE.**

"I'd like to see more women candidates running for office."



AAPI WOMEN

"I'd like to see more candidates of color running for office."

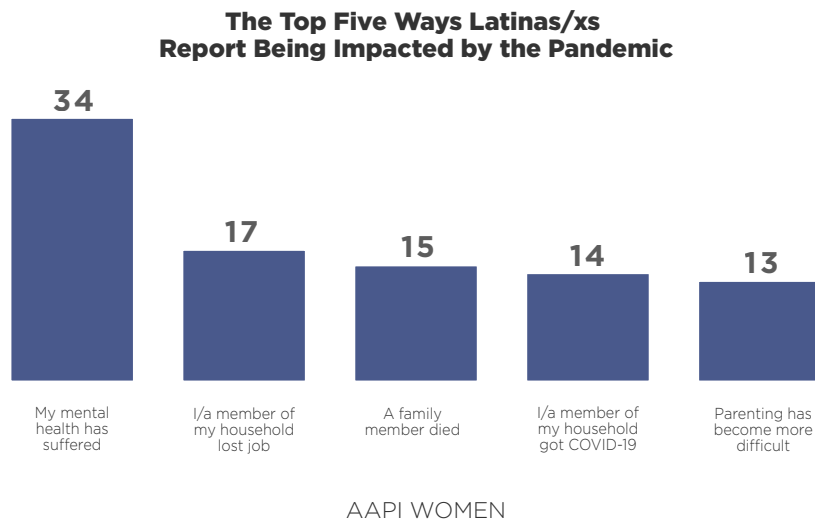


AAPI WOMEN

- 49% of AAPI women voters who voted for Democrats voted for change — a 26 point increase from 2018.
- Three quarters of AAPI women voters report casting their vote for President Biden, with 49% saying they voted for Biden, instead of against Trump (20 percent).
- Around seven-in-10 AAPI women voters supported Democratic candidates in all elections.
- AAPI women voters would like to see a more intersectional approach from candidates and elected officials. 79% of AAPI women voters want their elected officials to understand how their experience and needs differ from white women.

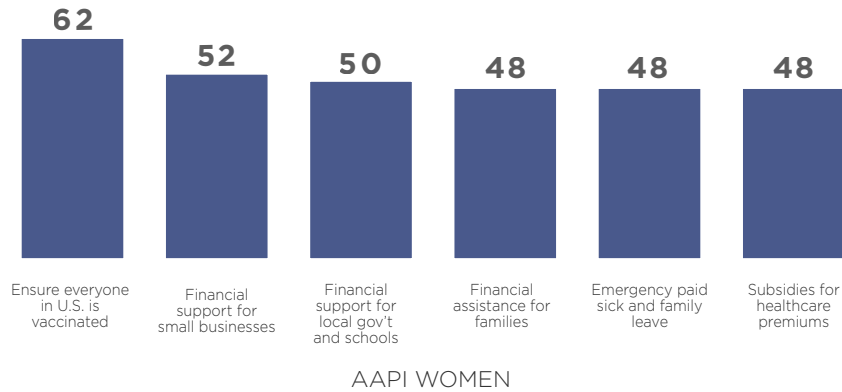
## THE COVID-19 PANDEMIC HAD A DEVASTATING IMPACT ON AAPI WOMEN.

- Nearly seven-in-10 AAPI women voters indicated that their life has been negatively impacted by the pandemic. Below are the top five ways.



- AAPI women voters want to see the government take further steps to help Americans recover from the pandemic, with most favoring financial support for families and small businesses.

**The Top Things AAPI Women Voters Want the Government to Prioritize for the Recovery**

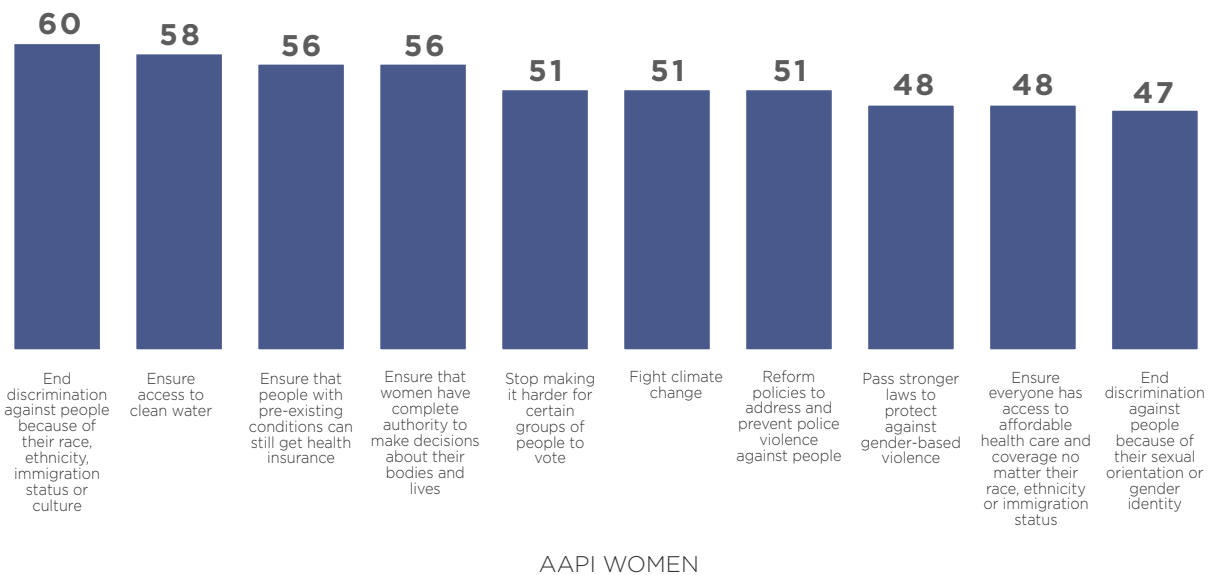


**EIGHT IN 10 AAPI WOMEN VOTERS SAY THEIR LIVES HAVE BEEN IMPACTED BY RACISM.**

- 78% of AAPI women voters want their elected officials to understand how white supremacy impacts their lives.
- Two in five AAPI women say they have experienced racism due to the COVID-19 pandemic.

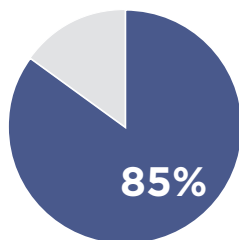
**THE TOP ISSUES AAPI WOMEN VOTERS WANT TO SEE MEMBERS OF CONGRESS AND THE ADMINISTRATION MAKE PROGRESS ON OVER THE NEXT TWO YEARS INCLUDE:**

**Top 10 Issues AAPI Women Say Are Extremely Important for the Administration and Congress to Address**



## AAPI WOMEN VOTERS SUPPORT CANDIDATES WHO RESPECT THEIR AUTONOMY OVER THEIR REPRODUCTIVE HEALTH.

“It’s extremely important to me to vote for candidates who support women making their own decisions about their reproductive health.”



AAPI WOMEN

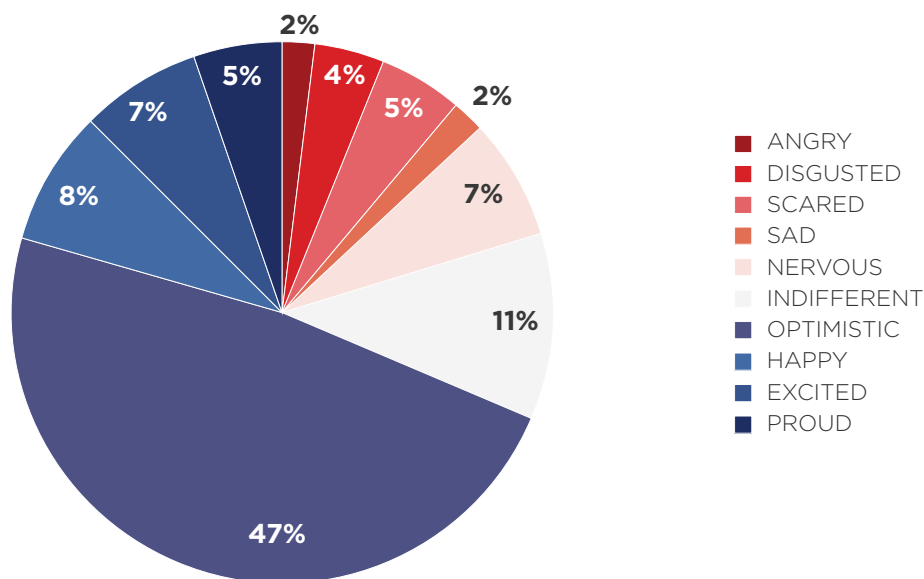
- Eight in 10 AAPI women voters see societal and personal benefits to women having control over reproductive decisions.

## FAILURE TO DELIVER ON THE ISSUES THAT AAPI WOMEN VOTERS CARE ABOUT COMES WITH ELECTORAL CONSEQUENCES.

- 52% of AAPI women voters say they will be watching their elected officials in Congress more closely compared to previous elections.
- Three-quarters of AAPI women voters want members of Congress to work together across the aisle and get results.

## FOLLOWING THE 2020 ELECTION, THE POLL FOUND THAT BLACK WOMEN VOTERS FEEL POSITIVELY ABOUT THE DIRECTION OF THE COUNTRY, UP MORE THAN 75 POINTS FROM JUST AFTER THE 2018 ELECTION.

Perspectives of AAPI Women Voters About the Direction of the Country in 2021



---

## ABOUT INTERSECTIONS OF OUR LIVES

Intersections of Our Lives is a collaborative effort by [In Our Own Voice: National Black Women’s Reproductive Justice Agenda \(In Our Own Voice\)](#), the [National Asian Pacific American Women’s Forum \(NAPAWF\)](#), and the [National Latina Institute for Reproductive Justice \(Latina Institute\)](#), three women-of-color led national Reproductive Justice organizations with both federal and statewide presence. For more information about Intersections of Our Lives visit: [IntersectionsofOurLives.org](https://IntersectionsofOurLives.org).

## METHODOLOGY

The poll, which was conducted by the Harris Poll, included interviews of 1,617 adult women (18+) who self-identify as Black or African American; of Hispanic, Latina or Spanish-speaking background; or Asian American or Pacific Islander (AAPI) or of any ethnicity/national origin recognized in the Asian race category by the U.S. Census Bureau. As part of this effort, an oversample was conducted of South Asian American women. In addition to these characteristics, all women are registered voters who reported voting in the 2020 general elections. Interviews were conducted online and via telephone using live, professional interviewers from April 7 to May 16, 2021. The survey was made available in English, Spanish, Mandarin, Korean or Vietnamese.

